
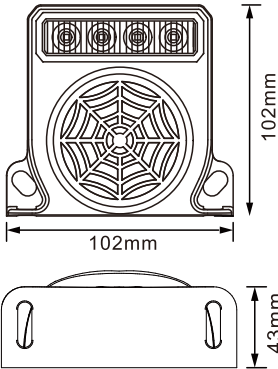


INSTRUCTION FOR MULTI-FUNCTION BACKUP ALARM

ITEM NO.:
WSC-19001



Dimensional Drawings



- Red — Reversing Light
- Black — -V DC
- Gray — Rear Fog Light
- White — Read Position Light
- Yellow — Hazard Light

Specification

LEDs	3W High Power LED X 4
Sound Level	97DB ±3
Light Function	Warning Strobe
Housing	Black ABS
IP Rating	IP67
Operating voltage	12-24V DC
Temperature range	-30 to +60°C
Certificates	CE RoHS ECE R65 EMC R10

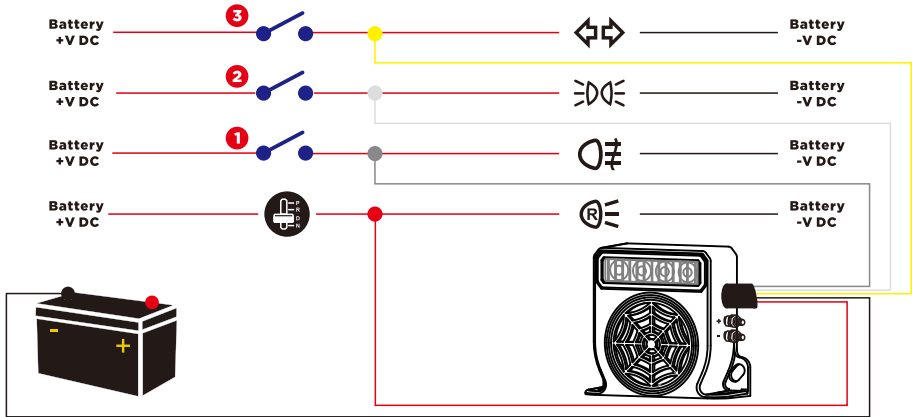
⚠ WARNING

Do not look directly into LEDs while in operation; may cause momentary blindness and/or eye damage

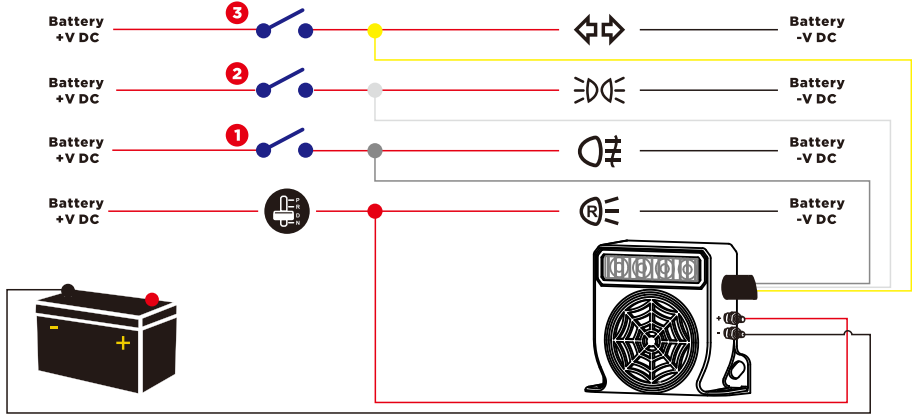


INSTRUCTION FOR MULTI-FUNCTION BACKUP ALARM

WIRING OPTION 1 (No wiring for the screw pole)



WIRING OPTION 2 (Wiring for the screw pole)



1. Backup alarm working only mode

Turn on the Hazard Light (3), Then Shift into reverse gear, only backup alarm works

2. Warning strobe light working only mode

Turn on the back fog Light (1), Then Shift into reverse gear, only backup alarm works

3. Reversing in daytime mode

Do not need turn other lights on, Shift into reverse gear, only backup alarm works

4. Reversing in night time mode 1(only warning strobe light works)

Keep the Rear Position Light (2) turn on, Shift into reverse gear, only backup alarm works

5. Reversing in night time mode 2(backup alarm and warning strobe light work together)

Keep the Rear Position Light turn on (2), and turn on the Rear Fog Light (1)
Shift into reverse gear, backup and warning strobe light work together

